



THE LONDON SCHOOL
OF ECONOMICS AND
POLITICAL SCIENCE ■



How to write a proposal for an economics education conference

Wednesday 8th November 2023

Dimitra Petropoulou

LSE; EN Executive Group; CTaLE Associate

Lead of the EN *Conferences & Symposia Group*, which organizes the Developments in Economics Education (DEE) conference



DEVELOPMENTS
IN ECONOMICS
EDUCATION
CONFERENCE 2023

4th and 5th September



Development in Economics Education



- Biennial economic education conference of the Economics Network
 - 2023 Heriot-Watt University, Edinburgh; 2021 online; 2019 University of Warwick; 2017 University College London; 2015 University of Birmingham
- Timeline
 - Call: early December
 - Submission deadline: end March (abstracts/proposals)
 - Decisions: end May
 - Extended abstract deadline: early August
 - Conference: early September
- IREE special issue
 - Submission deadline: end September

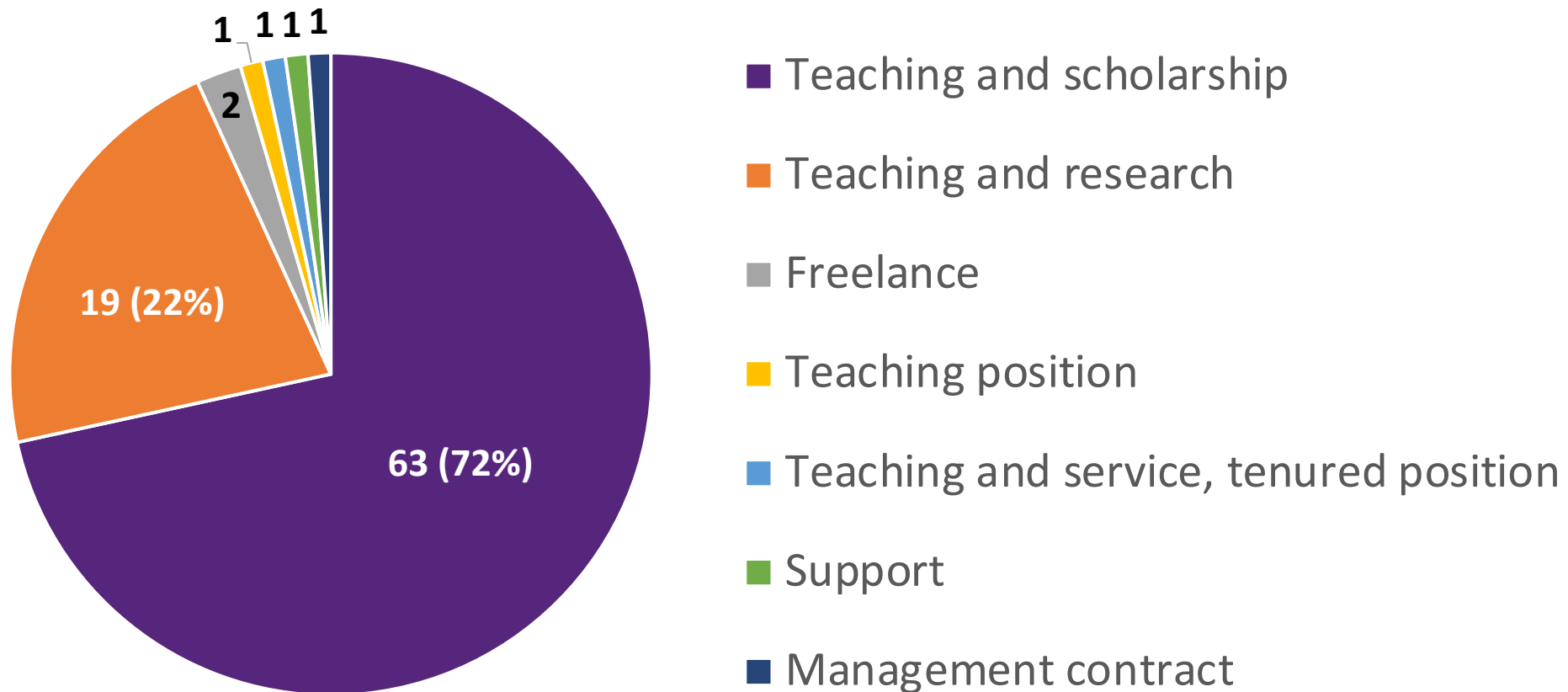
Types of submissions

- **Papers** - presentations of research and novel teaching methods
- **Workshops** - to showcase innovative teaching methods in an interactive setting
- **Panel sessions** - multiple perspectives on a topical issue (new in 2023)

Submission review

- Two reviewers assigned to each anonymized abstract/proposal; reviewers anonymous to each other
- Each scores on a 4-point scale and provides briefly comments
 - 4: strong yes; 3: probable yes; 2: probable no; 1: strong no
- Submissions are sorted by average score by type
- A cut-off average score is identified, then programme is populated, clustering by theme; check for multiple submissions by authors and balance across institutions; rarely a third reviewer examines
- 45-55% acceptance rate overall (≈ 40)
 - 2023 conference: Papers: 33/59; Workshops 4/12; Panels: 3/3
 - 2021 conference: Papers: 32/68; Workshops 5/17; 2 'special sessions'
- 90-100 attendees.

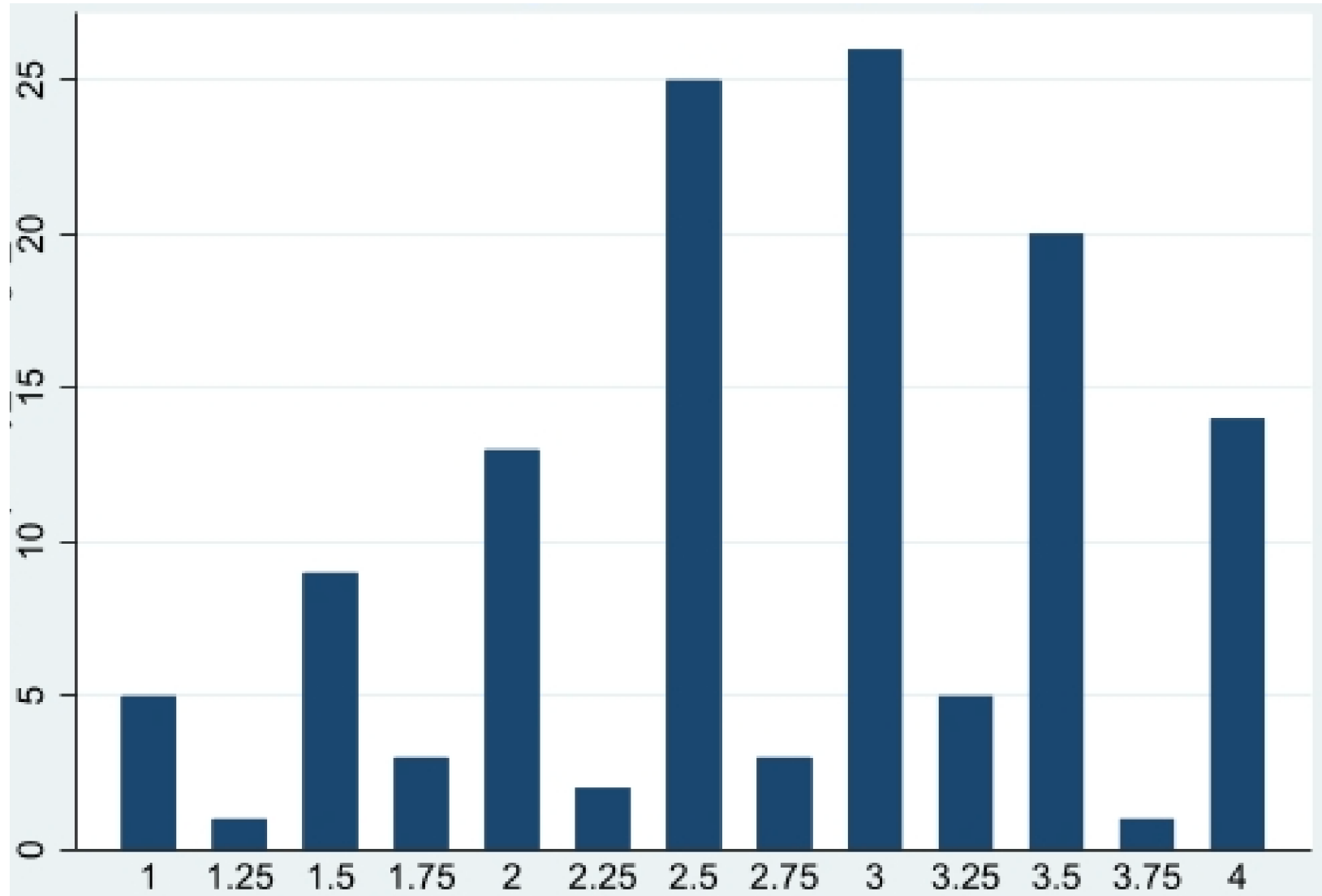
DEE 2023 – attendee contract types



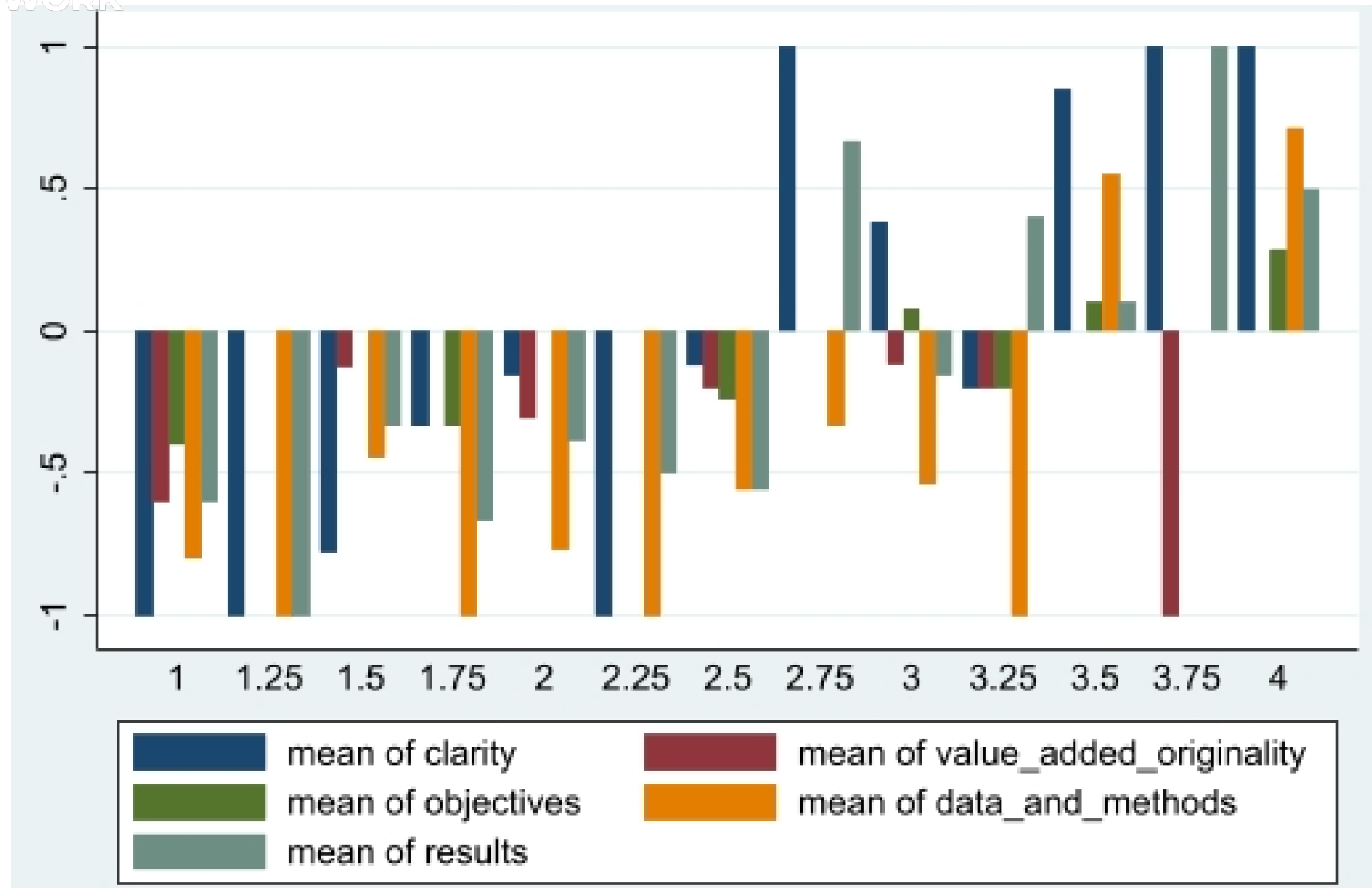
What makes a good paper abstract?

- DEE 2023 and 2021:
 - $N = 127$ paper abstracts submitted
 - Reviewer 1 and 2 scores; brief comments
 - Mean average score = 2.76.
 - Mean absolute difference = 1.03
- Analysis of comments and abstracts using NVIVO
- Emerging dimensions:
 - clarity of the abstract overall
 - well-defined objectives
 - detail on data collection or methods
 - concrete results (found or anticipated)
 - value added or originality.
- Each abstract scored -1 (weak), 0 (neutral) or +1 (strong) in each dimension

DEE 2021 & 2023: distribution of paper abstract average scores



Characteristics of high scoring proposals



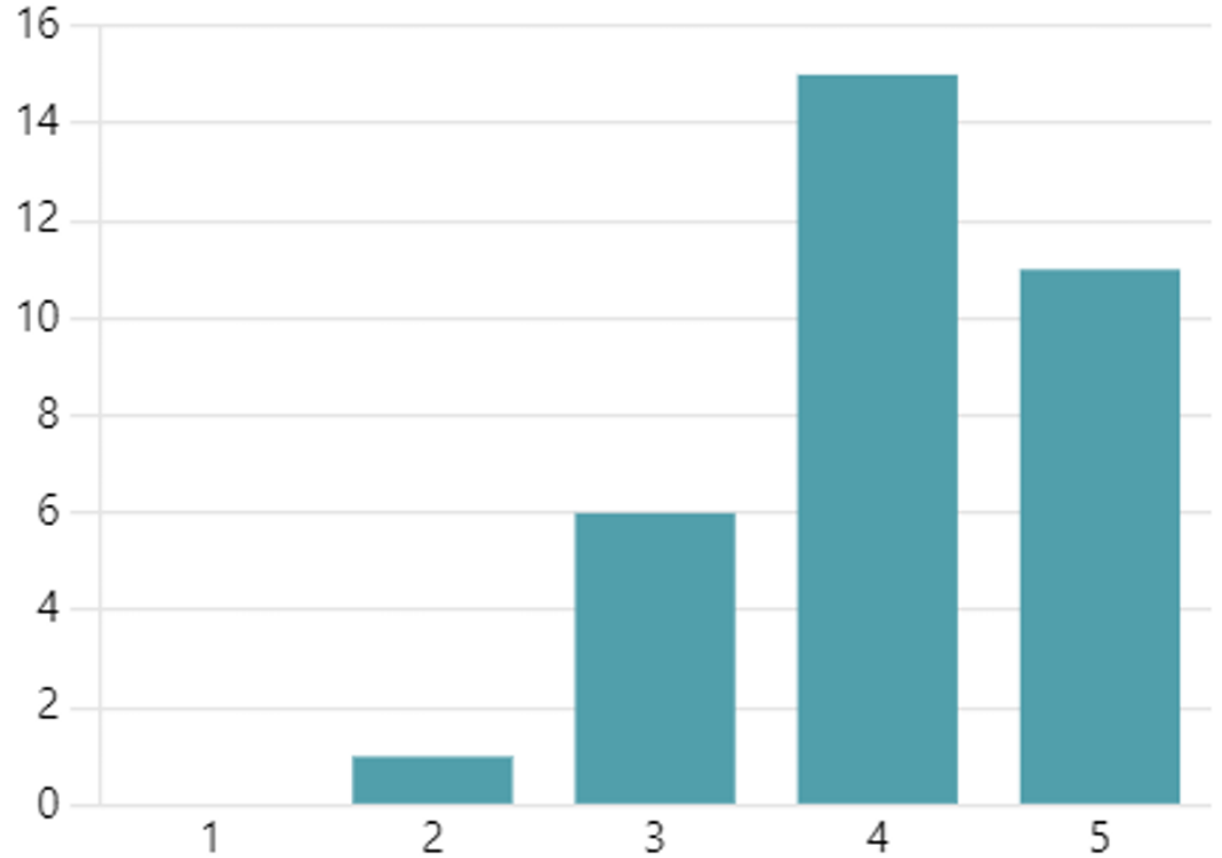
Takeaway messages

- Picture very similar in both 2021 and 2023.
- Clarity, well-defined research objectives and some findings to report are essential.
- The defining characteristic of high scoring papers was strong data and methods; *evaluation* of method/innovation is important.
- Amongst high scoring papers the primary reason for being marking down was lack of originality or low value added; *impact* important.


DEE 2023

Q. How would you rate the impact the conference has had on you?
(1: no impact, 5: changed your approach to teaching & learning)

4.09
Average Rating



<https://www.economicsnetwork.ac.uk/dee2023/>



DEE 2021 & 2023: absolute difference in reviewer scores

